



Pali Design, Inc.

1525 Hymus Boul.
 Dorval, QC
 H9P-1J5 Canada
 Phone: 1-514-421-0309

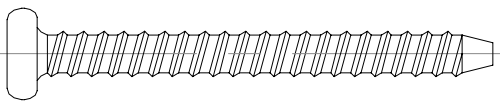
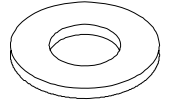
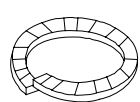

customerservice@pali-design.com

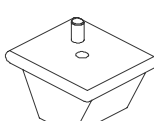
www.pali-design.com

Assembly Instructions

Onda 5-Drawer Chest

Hardware Parts List

A Allenhead Bolt  4x	B Metal Washer  4x
C Spring Washer  4x	D Allen Wrench  1x

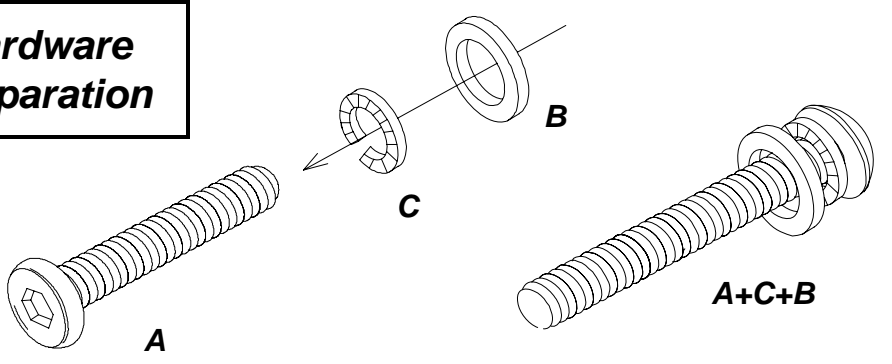
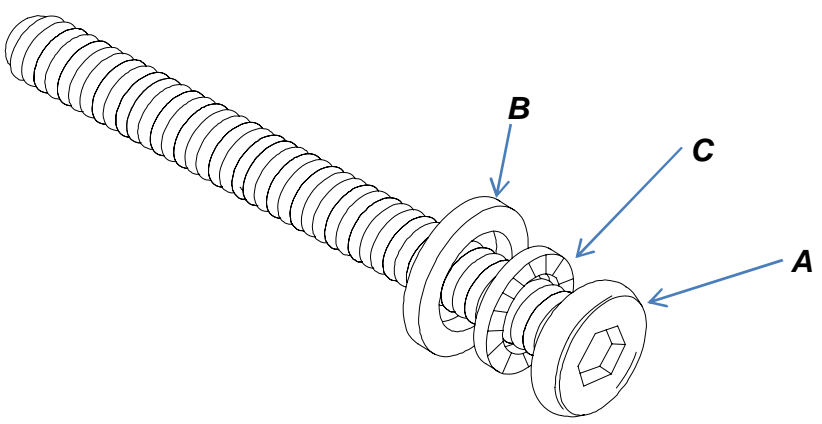
Parts List: E Foot  4x	INSTRUCTION LEAFLET <i>Important, keep for future reference. Read carefully.</i>	Adult assembly is required.
---	--	------------------------------------

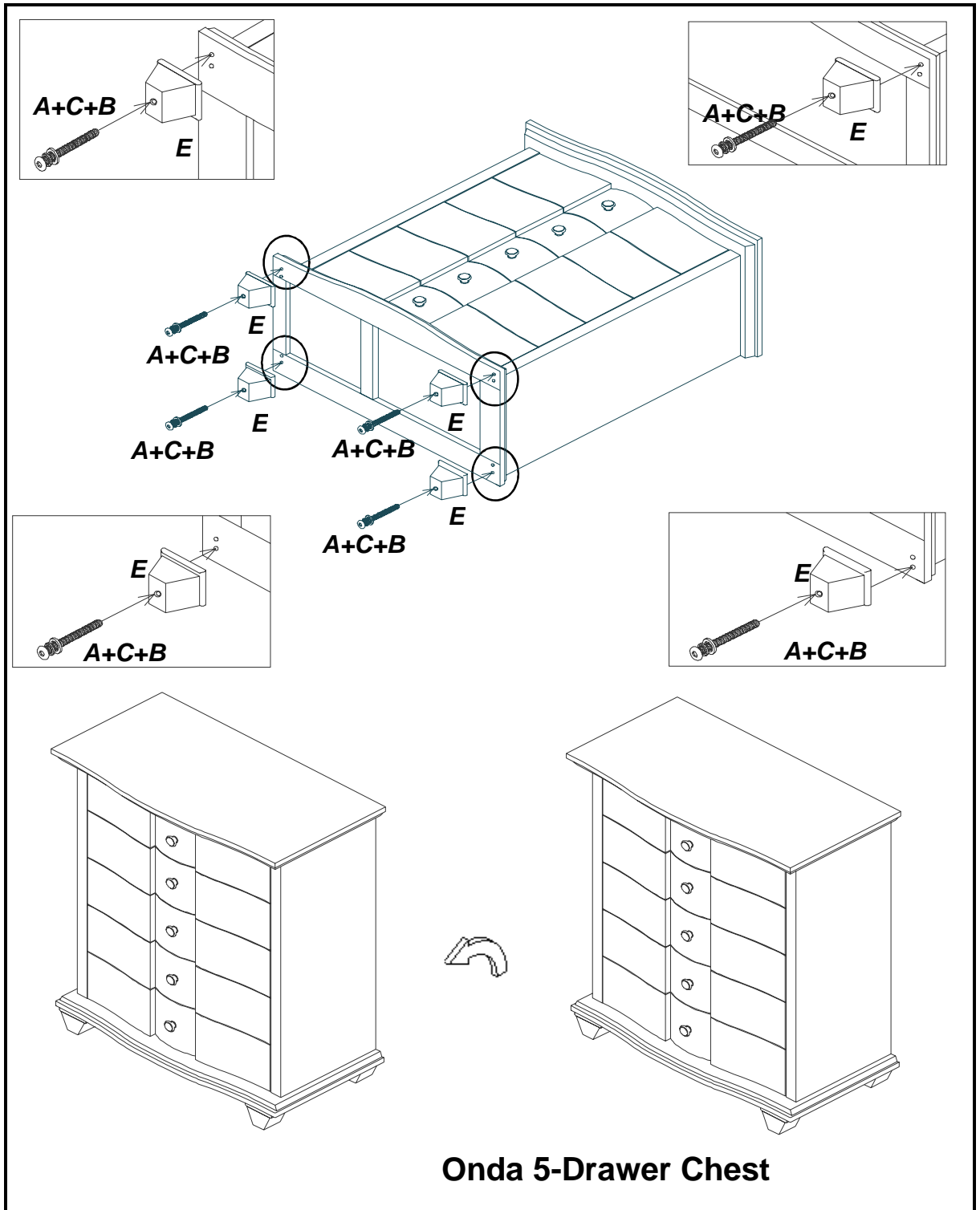
Double Dresser

Step 1

Assembling Onda 5-Drawer Chest

Hardware Preparation



Onda 5-Drawer Chest



CARE AND MAINTENANCE

When cleaning your furniture, please use a non-toxic, non-abrasive cleaner. Mix a solution of water with a small amount of mild dishwashing liquid. Apply to furniture surface with a soft, damp cloth lightly dampened in solution. After cleaning, dry completely with a soft, dry cloth.